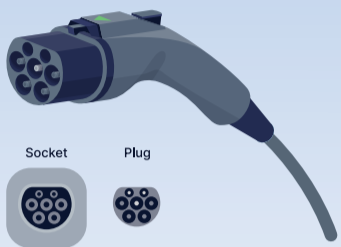


Please follow these steps each time you use an EVO charging station.

Before Charging

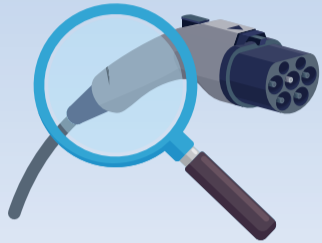
01



Confirm Compatibility

Ensure the charger connector matches your vehicle's charging port.

02



Inspect for Damage

Check the cable and connector for cuts, cracks, bent pins, or burn marks. If anything appears damaged, do not use the charger.

03



Follow On-Site Instructions

Read and adhere to the instructions displayed on the charger and in the EVO app.

04



Plug in Gently and Fully

Insert the connector until you hear or feel a click. Never force the plug.

05



Manage the Cable Safely

Keep the cable untangled and positioned to avoid trip hazards or being driven over.

While Charging

06



No Smoking or Open Flames

Keep the area free of fire hazards.

07



Keep Children Away

Do not allow children to handle the charger or the cable. Do not leave children unsupervised at the charging station.

08



Report Any Issues Immediately

If you notice smoke, sparks, unusual noise, heat, or an error message, stop the session (via the EVO app or the charger) and contact support.

09



Emergency Stop

Use the red emergency stop button only in urgent situations.

10



Secure Personal belongings

Ensure all personal belongings are secured and the vehicle is locked when leaving your EV unattended at the charging station.

After Charging

11



End the session safely

Always stop the charging session via the app or charger screen before unplugging. Never force the connector out before terminating the session.

12



Return the connector to the holster

Do not leave connector hanging or on the ground. Place them securely back in the holster after use.


13



Do Not Let the Cable Drag

Keep the cable off the ground to prevent damage.

14



Do Not Block the Bay

Once charging is complete, move your vehicle so other users can charge.

Need Help? Call EVO Support: +94 777 705 400
Ambulance / Fire & Rescue: 110 | Police Emergency Hotline: 118 / 119